


KSI Phonics

Screening Check

glips



KSI Phonics Screening Check

The Year 1 phonics screening check is not a formal test, but a way for teachers to ensure that children are making sufficient progress with their phonics skills to read words and that they are on track to become fluent readers who can enjoy reading for pleasure and for learning.



What is phonics?

Children are taught to read by breaking down words into separate sounds or 'phonemes'. They are then taught how to blend these sounds together to read the whole word.


Children have a 20 minutes phonics lesson each day as well as additional interventions where they are encouraged to use these strategies to read and write in other lessons.

There are around 40 different sounds.

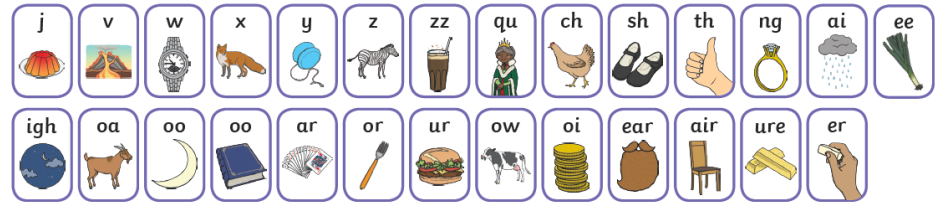


WHAT SOUNDS MY CHILD NEED TO KNOW?

Phase 2 Sounds




Phase 3 Sounds



Phase 4 Blends and Clusters



Phase 5 Sounds



*even

WHAT IS THE YEAR 1 PHONICS SCREENING CHECK?

The phonics screening check will be taken individually by all children in Year 1 in England in June 2022. It is designed to give teachers and parents information on how your child is progressing in phonics. It will help to identify whether your child needs additional support at this stage so that they do not fall behind in this vital early reading skill

HOW IS THE PHONICS SCREENING CHECK COMPLETED?

There will be two sections in this 40-word check and it will assess phonics skills and knowledge learned through Reception and Year 1. Your child will read up to four words per page for their teacher and they will probably do the check in one sitting of about 5-10 minutes.

WHAT SORT OF CHECK IS IT AND IS IT COMPULSORY?

It is a school-based check to make sure that your child receives any additional support promptly, should they need it. It is not a stressful situation as the teacher will be well-equipped to listen and understand your child's level of skills. There will be a few practice words first to make sure your child understands the activity.

WHAT WILL IT CHECK?

It will check that your child can:

Sound out and blend graphemes in order to read simple words.

Read phonically decodable one-syllable and two-syllable words,
e.g. cat, sand, windmill.

Read a selection of nonsense words which are referred to as
pseudo words.

at

vap



WHAT ARE NONSENSE, PSEUDO OR ALIEN WORDS AND WHY ARE THEY INCLUDED?

These are words that are phonically decodable but are not actual words with an associated meaning e.g. brip, snorb. Pseudo words are included in the check specifically to assess whether your child can decode a word using phonics skills and not their memory.

beg

sum

osk



ect



WHAT ARE NONSENSE, PSEUDO OR ALIEN WORDS AND WHY ARE THEY INCLUDED?

The pseudo words will be shown to your child with a picture of a monster and they will be asked to tell their teacher what sort of monster it is by reading the word. This not only makes the check a bit more fun, but provides the children with a context for the nonsense word which is independent from any existing vocabulary they may have.

Crucially, it does not provide any clues, so your child just has to be able to decode it. Children generally find nonsense amusing so they will probably enjoy reading these words.

IS THERE A PASS MARK?

Currently, the pass mark from 2020 has been 32 out of 40. However, if children do not reach the required standard, then the teacher will be in touch to discuss plans and offer additional, tailored support to ensure that your child can catch up.

Children progress at different speeds so not reaching score does not necessarily mean there is a problem. Your child will re-sit the check the following summer term in Year 2

WHEN WILL THE SCREENING TAKE PLACE?

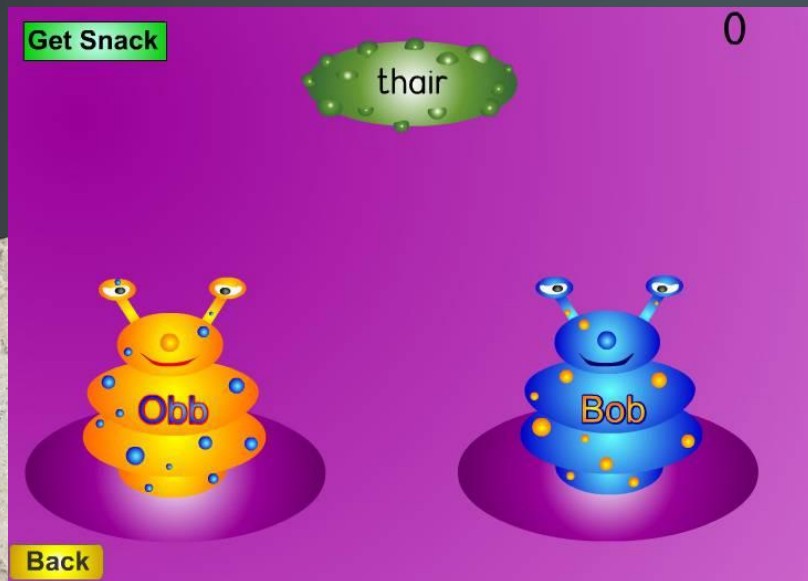
The screening will take place throughout the week beginning Monday 6th June 2022. The children cannot retake the test at any other time so it is very important your child is in school during this week.

HOW CAN I HELP

Encourage your child to use their sound mat when writing and use their actions to find the sound they need.

Use 'Phonics play' for free to hear the phonics sounds back.

<https://www.phonicsplay.co.uk/> - Obb and Bob/ Buried Treasure



HOW CAN I HELP

Digraph- 2 letters making one sound = cow

Trigraphs- 3 letters making one sound = night

Split digraphs- 2 vowels with a consonant inbetween. Use to be known as the magic e!

spine - i_e

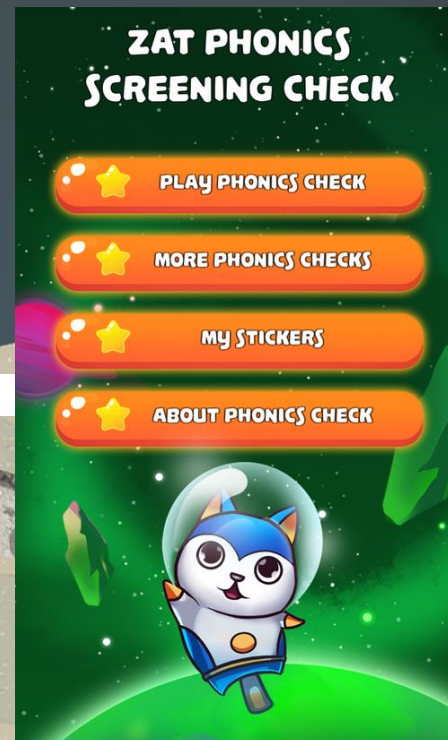
Encourage your child to 'sound out' when reading or writing. Focusing particularly on spotting more unusual sound patterns.

HOW CAN I HELP

You can try using:

Phonics Screening Homework Booklet – reading words including all the phonics sounds
homework to practice reading and spelling

'ZAT PHONICS SCREENING CHECK' Free App



GALATIC PHONICS – SPELLING GAMES



Start!

<https://games.galacticphonics.com/longvowels/a-e/interactive/aespell/aespellt.htm>

<https://games.galacticphonics.com/longvowels/ai/interactive/aispell/aispellt.htm>

<http://www.games.galacticphonics.com/longvowels/ay/interactive/ayspell/ayspellt.htm>

<https://games.galacticphonics.com/longvowels/ea/interactive/easpell/easpellt.htm>

<https://games.galacticphonics.com/longvowels/ee/interactive/eespell/eespellt.htm>

<https://games.galacticphonics.com/longvowels/yonge/interactive/yongespell/yongespellt.htm>

<http://www.games.galacticphonics.com/longvowels/ey/interactive/eyspell/eyspellt.htm>

<https://games.galacticphonics.com/longvowels/i-e/interactive/iespell/iespellt.htm>

<https://games.galacticphonics.com/longvowels/igh/interactive/ighspell/ighspellt.htm>

<https://games.galacticphonics.com/longvowels/o-e/interactive/oespell/oespellt.htm>

<https://games.galacticphonics.com/longvowels/oa/interactive/oaspell/oaspellt.htm>

<https://games.galacticphonics.com/longvowels/owlongo/interactive/owlongospell/owlongospellt.htm>

<https://games.galacticphonics.com/longvowels/u-e/interactive/uespell/uespellt.htm>

<https://games.galacticphonics.com/longvowels/oolongu/interactive/oolonguspell/oolonguspellt.htm>

<https://games.galacticphonics.com/longvowels/ew/interactive/ewspell/ewspellt.htm>



Start!

PLEASE REMEMBER

Phonics is not the only thing needed to become a fluent reader.

Please continue to read with your child each night and encourage them to:

Sound out

Re-read to check it makes sense.

Use pictures for clues.

Ask questions about the book.

And most importantly **ENJOY READING!**

Thank you for reading this important presentation. Should you have any questions regarding the phonics screening, please contact Mr Sandhi, Miss Armstrong, Miss Wood and Miss Collins via email/telephone to the School Office.

